

# KOMATSU

*Utility*

PC  
75R-2



PC75R-2

PC75R-2

MIDI EXCAVATOR

**NET HORSEPOWER**  
SAE J1349

50 kW - 68 HP

**OPERATING WEIGHT**

From 7.160 kg  
to 7.950 kg



# THE ALTERNATIVE DIMENSION

Especially designed for applications that require compact machines with high digging force and excellent stability, highlighted by the front blade as standard, the PC75R-2 offers the features of a traditional excavator with extremely compact dimensions. Its extremely reduced track gauge simplifies transport: this machine can reach places that are inaccessible even for other models in the same category.

The undercarriage of the PC75R-2 is superior in terms of sturdiness and dimensions, with a structure that is capable of absorbing stress in any application, while at the same time providing the machine excellent stability.

## Engine

The KOMATSU engine delivers net power of 51 kW / 68 HP, providing high reserve torque and above all reliability. The innovative combustion system guarantees emissions in accordance with the strictest standards.

## Hidraulic System

The **CLSS (Closed Load Sensing System)** hydraulic system fitted on the PC75R-2 ensures excellent control and unbeatable productivity, even with less experienced operators. Two different hydraulic power modes can be selected, "Power" and "Economy", for operation at maximum power when required, or alternatively at reduced power to save on fuel for more general work or finishing operations.

## "PPC" Proportional Servocontrols

The PPC servocontrols require very little effort and ensure extremely precise control. Each movement has its own dedicated control, and can be used at the same time as the others, thus simplifying and speeding up all working cycles.







### Total Comfort

The cab, mounted on special elastic supports, is spacious and designed with care to the minimum details, so as to ensure a silent and comfortable working environment. Special attention has been paid to the internal layout: easy-to-read instruments, a large console located in front of the operator, and an efficient heating and ventilation system, with partial fresh air intake. The new air-conditioning system, available upon request, ensures the ideal temperature in all climatic conditions, so as to guarantee maximum comfort for the operator. The large glazed surface, the sun roof and the special design of the panels offer maximum 360° visibility.

### Versatility

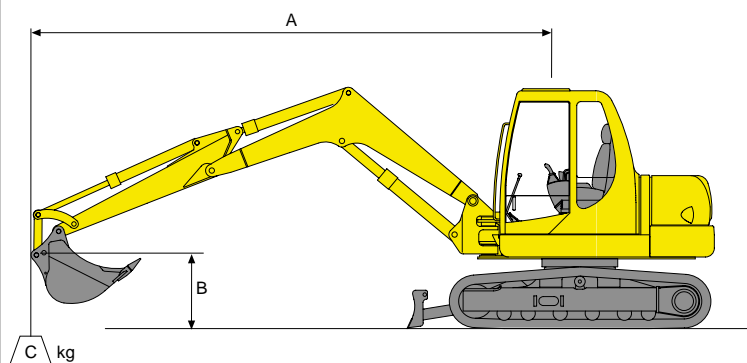
The PC75R-2 can be customised to satisfy all requirements: monoboam or two-piece boom, short or long digging arm, 450, 500 or 600 mm steel tracks or 450 mm rubber tracks. In addition, the possibility to adjust the flow-rate and the pressure of the auxiliary lines allows numerous attachments with different specifications to be used.

### Maintenance

All the service points on the PC75R-2 have been grouped under the two fully-opening panels, making them easy to reach from the ground; in addition, all the hydraulic hoses are fitted with ORFS couplings, which ensure better seal and easy replacement if required.



# LIFTING CAPACITY



MONOBOOM

DATAS AND SPECIFICATIONS ARE REFERRING TO THE MACHINE ACCORDING TO 89/392/EC AND EN 474-5 DIRECTIVES

When the bucket, the levers or the bucket cylinder are disassembled, the lifting capacity can be increased of their respective weights.

A - Outreach starting from the rotation centre

B - Height at bucket pin

C - Lifting capacity - with bucket 800 mm (196 kg), standard shoes, levers and cylinder

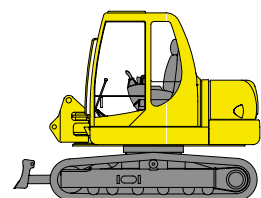


Capacity over front



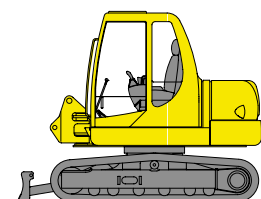
Lateral capacity or capacity over 360°

## WITH BLADE UP



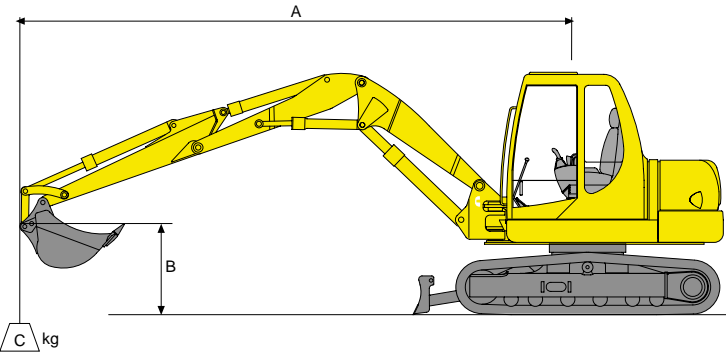
A \ B			3,0 m		4,5 m		Max outreach	
1.700 mm	4,5 m	kg	-	-	1.200	1.100	1.050	1.000
	3,0 m	kg	-	-	1.150	1.050	1.000	900
	1,5 m	kg	2.500*	1.950	1.050	950	950	800
	0,0 m	kg	3.500*	1.900	1.000	900	800	750
	-1,5 m	kg	3.600*	1.850	1.100	1.000	1.000	900
2.100 mm	4,5 m	kg	-	-	1.100	1.050	1.000	950
	3,0 m	kg	-	-	1.050	950	950	850
	1,5 m	kg	2.400*	1.900	900	850	900	750
	0,0 m	kg	3.400*	1.850	850	800	750	700
	-1,5 m	kg	3.500*	1.800	1.000	950	950	850

## WITH BLADE AT GROUND LEVEL



A \ B			3,0 m		4,5 m		Max outreach	
1.700 mm	4,5 m	kg	-	-	1.350*	1.350*	1.150*	1.100
	3,0 m	kg	-	-	1.400*	1.400*	1.250*	1.000
	1,5 m	kg	2.500*	2.050	1.550*	1.550*	1.400*	900
	0,0 m	kg	3.500*	2.000	1.600*	1.600*	1.500*	850
	-1,5 m	kg	3.600*	1.900	1.600*	1.600*	1.550*	1.000
2.100 mm	4,5 m	kg	-	-	1.300*	1.300*	1.100*	1.050
	3,0 m	kg	-	-	1.350*	1.350*	1.200*	950
	1,5 m	kg	2.400*	2.000	1.500*	1.500*	1.350*	850
	0,0 m	kg	3.400*	1.900	1.550*	1.550*	1.400*	800
	-1,5 m	kg	3.500*	1.850	1.500*	1.500*	1.500*	900

**NOTES:** data are based on ISO 10567 standard - The above indicated lifting capacities include a 25% safety margin and don't exceed the 87% of the actual capacity - The values marked with asterisk (\*) are limited by the hydraulic capacities - For these lifting capacities it is taken for granted that the machine rests on a uniform and firm surface - The lifting point is a hypothetical hook placed behind the bucket.



TWO PIECE BOOM

DATAS AND SPECIFICATIONS ARE REFERRING TO THE MACHINE ACCORDING TO 89/392/EC AND EN 474-5 DIRECTIVES

When the bucket, the levers or the bucket cylinder are disassembled, the lifting capacity can be increased of their respective weights.  
A - Outreach starting from the rotation centre  
B - Height at bucket pin  
C - Lifting capacity - with bucket 800 mm (196 kg), standard shoes, levers and cylinder




Capacity over front



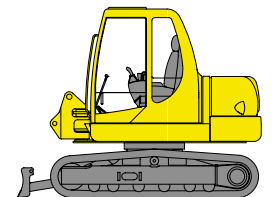
Lateral capacity or capacity over 360°

WITH BLADE UP



A \ B			3,0 m		4,5 m		6,0 m		Max outreach	
1.700 mm	4,5 m	kg	-	-	1.050*	1.000	-	-	800	650
	3,0 m	kg	2.100*	1.700	1.050*	1.000	900	650	750	600
	1,5 m	kg	2.100*	1.750	1.150*	1.050	800	600	700	550
	0,0 m	kg	3.100*	1.800	1.350*	1.250	850	550	700	500
	-1,5 m	kg	3.300*	1.750	1.200*	1.150	-	-	800	600
2.100 mm	4,5 m	kg	-	-	1.000	950	750	600	750	600
	3,0 m	kg	-	-	950	900	850	600	700	550
	1,5 m	kg	2.300*	1.900	950	900	750	550	650	500
	0,0 m	kg	3.000*	2.200	1.000	950	800	500	650	450
	-1,5 m	kg	3.200*	2.300	1.100	1.050	750	550	750	550

WITH BLADE AT GROUND LEVEL



A \ B			3,0 m		4,5 m		6,0 m		Max outreach	
1.700 mm	4,5 m	kg	-	-	1.100*	1.100*	-	-	1.000*	700
	3,0 m	kg	2.200*	1.900	1.100*	1.100*	1.100*	700	950*	650
	1,5 m	kg	2.500*	2.100	1.400*	1.400*	1.200*	650	900*	600
	0,0 m	kg	3.200*	2.400	1.600*	1.600*	1.100*	600	950*	550
	-1,5 m	kg	3.400*	2.500	1.500*	1.500*	-	-	1.000*	650
2.100 mm	4,5 m	kg	-	-	1.050*	1.000	950*	650	950*	650
	3,0 m	kg	-	-	1.050*	950	1.050*	650	900*	600
	1,5 m	kg	2.400*	2.000	1.550*	950	1.150*	600	850*	550
	0,0 m	kg	3.100*	2.300	2.250*	1.000	1.050*	550	900*	500
	-1,5 m	kg	3.300*	2.400	1.650*	1.100	950*	600	950*	600

NOTES: data are based on ISO 10567 standard - The above indicated lifting capacities include a 25% safety margin and don't exceed the 87% of the actual capacity - The values marked with asterisk (\*) are limited by the hydraulic capacities - For these lifting capacities it is taken for granted that the machine rests on a uniform and firm surface - The lifting point is a hypothetical hook placed behind the bucket.

SPECIFICATIONS



ENGINE

Make ..... Komatsu 4D98E-1FB  
Type ..... low emissions, direct injection  
N° of cylinders ..... 4  
Rated power:  
(SAE J 1349) ..... 50 kW / 68 HP - 2.300 rpm  
(DIN 6270) ..... 51 kW / 69,3 PS - 2.300 rpm  
(80/1269/EC) ..... 50 kW / 68 HP - 2.300 rpm  
Max. torque (80/1269/EC) ..... 235 Nm - 1.500 rpm  
Displacement ..... 3.318 cm³



WEIGHT

Operating weight, including mm 1.700 arm, bucket with 0,232 m³ capacity (ISO 7451), blade, operator, lubricants, liquids, filled tank and standard equipment (ISO 6016):

Shoes width (mm)	Trade width (mm)	Operating weight with monoboom (kg)	Operating weight with two piece boom (kg)
Steel			
450	2.050	7.400	7.750
500	2.050	7.485	7.835
600	2.250	7.630	7.980
Rubber			
450	2.250	7.250	7.600



HYDRAULIC SYSTEM

Type ..... Komatsu CLSS  
Power choices ..... 2 (Power/Economy)

Main pumps:  
Pump for ..... boom, arm, bucket and travelling  
Type ..... variable displacement, axial piston  
Maximum flow ..... 167 /min  
Pump for ..... blade and swing  
Type ..... fixed displacement gear pump  
Maximum flow ..... 62 /min

Valve rating:  
Swing ..... 21,6 MPa (216 bar)  
Digging equipment ..... 26,5 MPa (265 bar)  
Bucket breakout force (ISO 6015) ..... 5.180 daN (5.280 kg)  
Digging arm breakout force (1700 mm) (ISO 6015) ..... 3.760 daN (3.830 kg)



SWING SYSTEM

Driven by ..... hydraulic motor  
Swing reduction gear ..... with double epicyclic reduction  
Swing circle lubrication ..... permanent grease bath  
Swing brakes ..... automatic, with oil immersed discs  
Swing speed ..... 10,2 rpm



TRANSMISSION

Controls ..... two levers with pedals  
Operation ..... completely hydrostatic  
Hydraulic motors ..... variable displacement, axial piston motors integrated in the profile of the tracks  
Reduction system ..... epicyclic double reduction gears  
Max traction force ..... 6.375 daN (6.500 kg)  
Max speed (high) ..... 5,5 km/h  
Max speed (low) ..... 3,1 km/h  
Gradeability ..... 70% limited by the engine inclination  
Working and parking brakes ..... oil immersed multiple discs with negative control



BLADE

Width x height ..... 2.050 x 400 mm  
Max lifting above ground level ..... 500 mm  
Max depth below ground level ..... 450 mm



UNDERCARRIAGE

Undercarriage with single-unit electrowelded structure. Heavy duty type. Track frames with boxed section, rounded in its upper part in order to avoid accumulation of material.  
Adjustment of trak tension .....hydraulic  
Number of shoes (for each side) ..... 42  
Number of carrier rollers (for each side) ..... 1  
Number of track rollers (for each side) ..... 5



ELECTRIC SYSTEM

Operating voltage .....12 V  
Battery .....1 x 120 Ah  
Alternator .....60 A  
Starter .....2,3 kW



CAB

Sound-proof cab, provided with safety glasses, liftable windscreen, "manhole" roof, door with safety lock, adjustable joysticks, windscreen-wiper, electric horn, adjustable seat, control system and instrumentation, outside air inlet



REFILLS

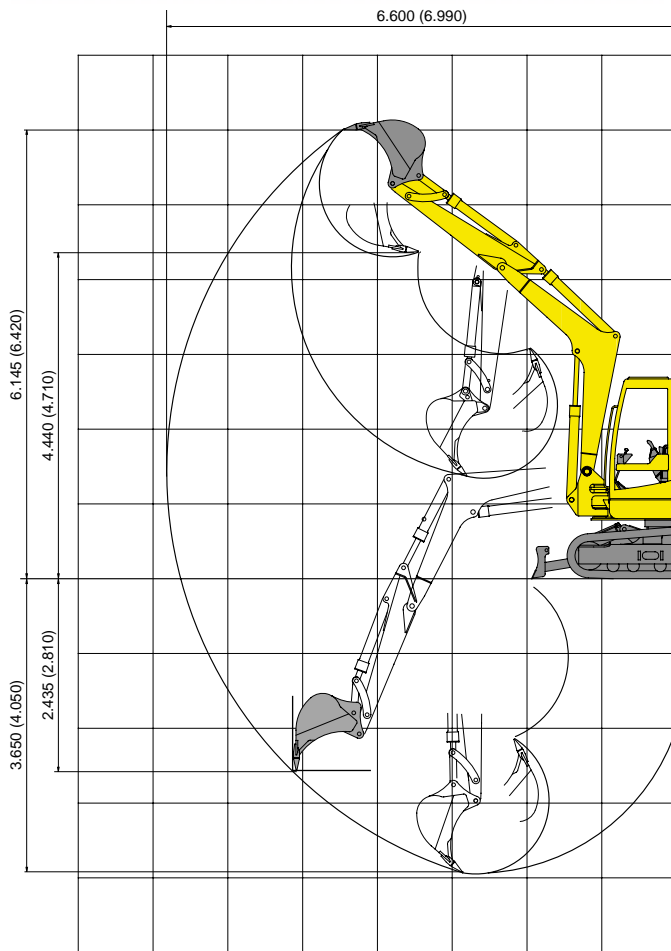
Fuel tank .....100 /  
Cooling system .....18 /  
Engine oil .....12,5 /  
Hydraulic oil tank .....29 /



# DIGGING DIAGRAM



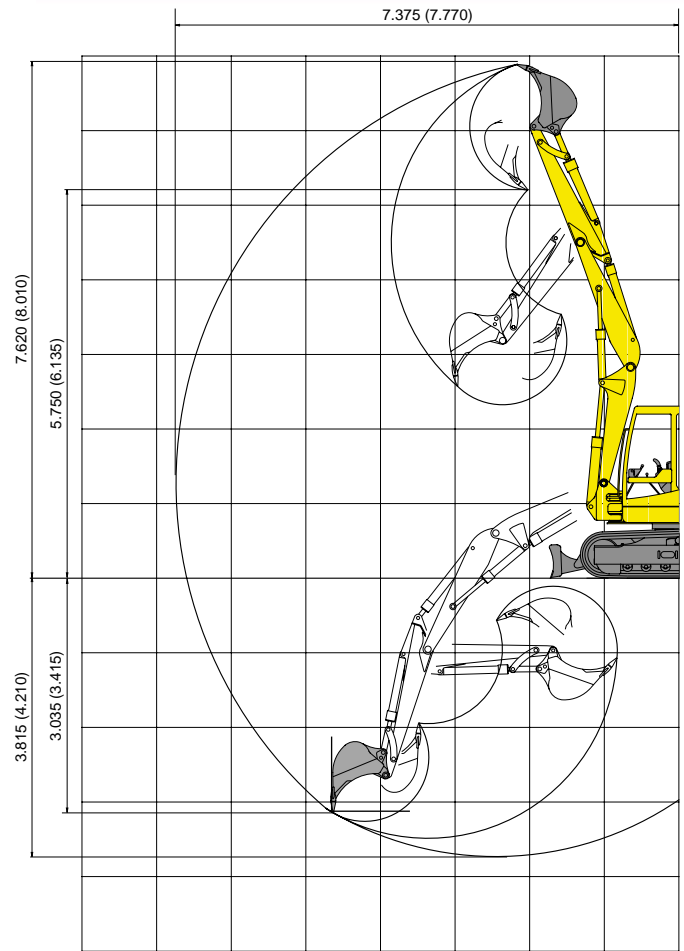
MONOBOOM



arm 1.700 (2.100)



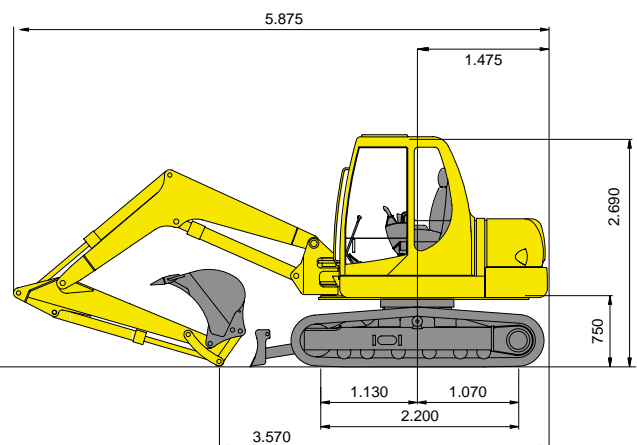
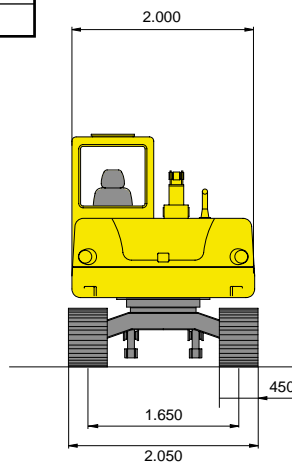
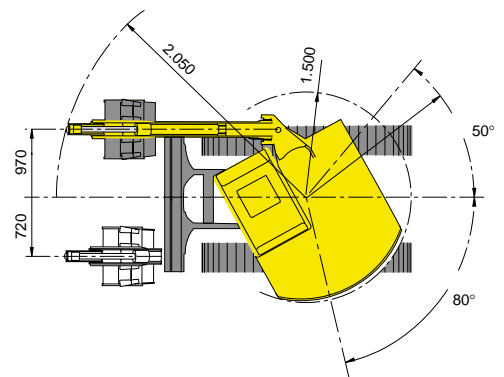
TWO PIECE BOOM



arm 1.700 (2.100)

## DIMENSIONS

BUCKET RANGE			
Width mm	Capacity m <sup>3</sup> (ISO7451)	Weight kg	Teeth N.
300	0,086	128	2
400	0,128	160	3
500	0,171	184	3
600	0,2	174	4
700	0,232	189	4
800	0,265	196	4



# PC75R-2 M I D I E X C A V A T O R

## STANDARD EQUIPMENT

- |   |   |  |
|---|---|--|
| <ul style="list-style-type: none"> <li>• Monoboom</li> <li>• 1.700 mm arm</li> <li>• 450 mm steel shoes</li> <li>• 2.050 mm blade</li> <li>• Cab with heating</li> <li>• Adjustable seat with safety belt</li> <li>• Instrumentation including:                         <ul style="list-style-type: none"> <li>– hour meter – fuel level LCD display</li> <li>– engine water temperature LCD display</li> </ul> </li> </ul> | <ul style="list-style-type: none"> <li>– Indicators: air filter clogging, engine oil pressure, generator, hydraulic oil filter, engine pre-heating, selected speed, working light.</li> <li>• Horn</li> <li>• 12 V electric plug</li> <li>• 2 travelling speeds</li> <li>• 2 front working lights</li> <li>• Automatic parking brake</li> <li>• Swing lock</li> </ul> | <ul style="list-style-type: none"> <li>• Hose burst valve on blade cylinder</li> <li>• Adjustable element for attachment</li> <li>• Two elements air filter</li> </ul> |
|---|---|--|

## OPTIONAL EQUIPMENT

- |   |   |  |
|---|---|--|
| <ul style="list-style-type: none"> <li>• Air conditioning</li> <li>• 2-piece boom</li> <li>• Hose burst valves (boom, arm and bucket)</li> <li>• Overload warning device</li> <li>• 2.100 mm digging arm</li> <li>• 500/600 mm steel shoes</li> <li>• 450 mm rubber shoes</li> <li>• 2.250 mm blade</li> <li>• Auxiliary hydraulic circuit for</li> </ul> | <ul style="list-style-type: none"> <li>hammer/clamshell bucket</li> <li>• Hydraulic hammer</li> <li>• FOPS protection (on top and on front)</li> <li>• Bucket range (300 ÷ 800 mm)</li> <li>• Ditch cleaning bucket (1.500 mm)</li> <li>• Ditch digging bucket (1.650 mm 52°)</li> <li>• Mechanical or hydraulic quick coupler</li> <li>• Additional counterweight (150 kg)</li> <li>• Boom cylinder protection</li> <li>• Working light on boom</li> </ul> | <ul style="list-style-type: none"> <li>• 2 rear view mirrors</li> <li>• Biodegradable oil</li> <li>• Fuel filling pump</li> <li>• Radio</li> <li>• Rotating beacon</li> <li>• Travel acoustic alarm</li> </ul> |
|---|---|--|

# KOMATSU

**Komatsu Utility Europe**

Head Office  
via Atheste 4  
35042 Este (Padova) - Italy  
Tel. +39 0429 616111  
Fax +39 0429 601000  
www.equipmentcentral.com  
utility@komatsu.it



COMPANY WITH  
ENVIRONMENTAL MANAGEMENT  
SYSTEM CERTIFIED BY DNV  
ISO 14001